

Find and Update Federal Statutes Using Westlaw

Alyssa Folse

afolse@law.stetson.edu

Stetson University College of Law Library

Find and Update Federal Statutes Using Westlaw

This presentation will show you how to find and update federal statutes on Westlaw.

There are several methods to find federal statutes on Westlaw.

This presentation will show you how to find federal statutes on Westlaw by:

- Citation
- Topic
- Popular Name
- Table of Contents

Find a Federal Statute by Citation on Westlaw

When you are researching you may come across a citation in pleadings, case law, or a secondary source.

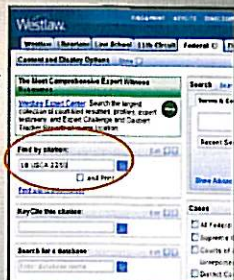
Remember the United States Code is divided into 50 Titles and each Title addresses a different subject area. Each Title is subdivided into chapters. Each chapter is further subdivided into sections.


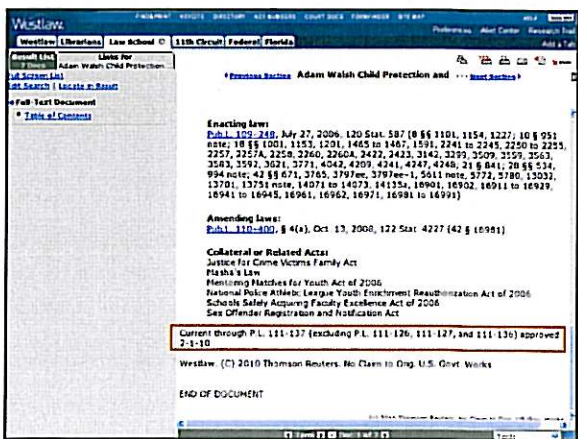

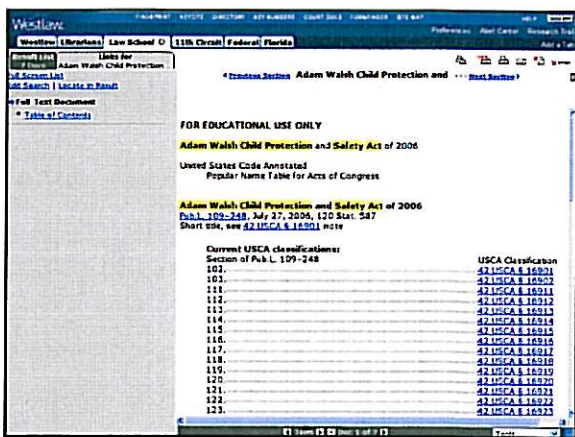

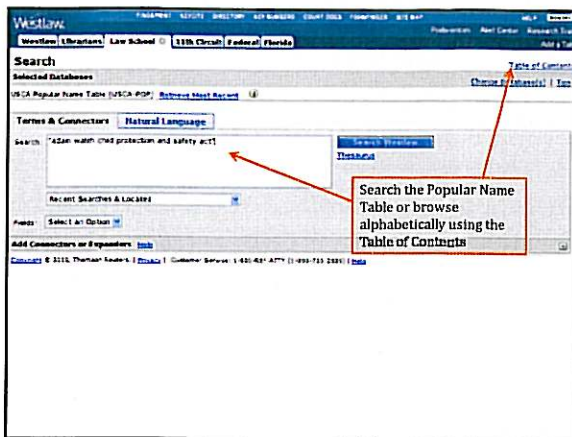
A United States Code section is usually cited using the Title, Section number, and year:

- 18 U.S.C. § 2250 (2006)

Westlaw has the U.S.C.A. an annotated version of the U.S.C. but the title, chapter, and section are the same.

Enter the citation into "Find by citation" box



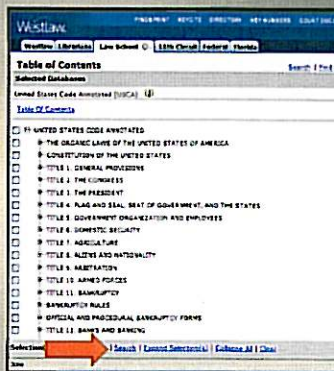


Find a Federal Statute using the TOC on Westlaw

If you know which Title you need and just want to browse the Table of Contents of the U.S.C.A., from the Law School tab scroll down to Statutes and click on "Table of Contents."



Browse or search the Table of Contents



Updating the Federal Code Using Westlaw

The easiest way to update a specific code section is to use KeyCite.

KeyCite will indicate if there is any proposed legislation that affects the code section you are researching.

Also use KeyCite to determine if any case law affects the code section you are researching.
